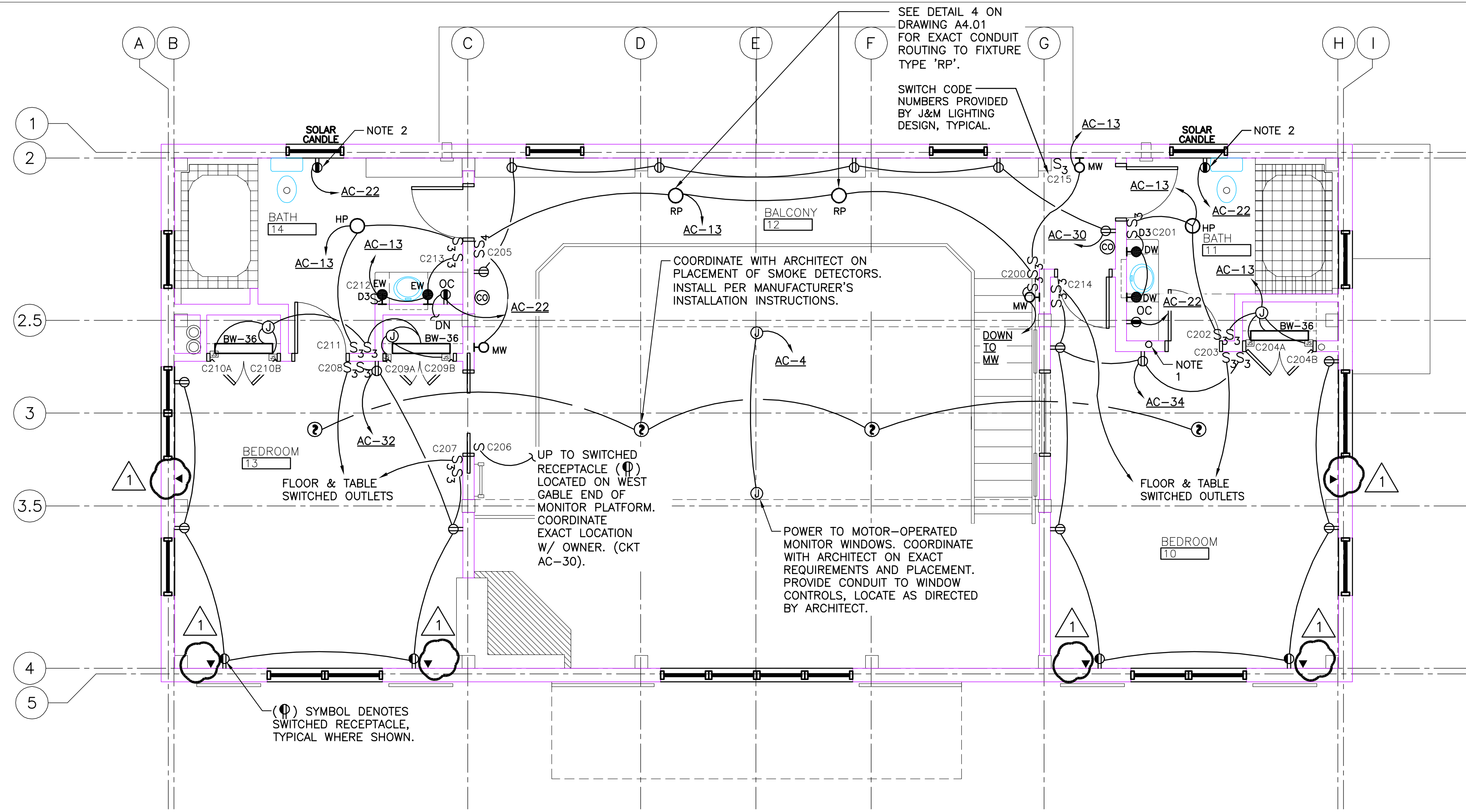


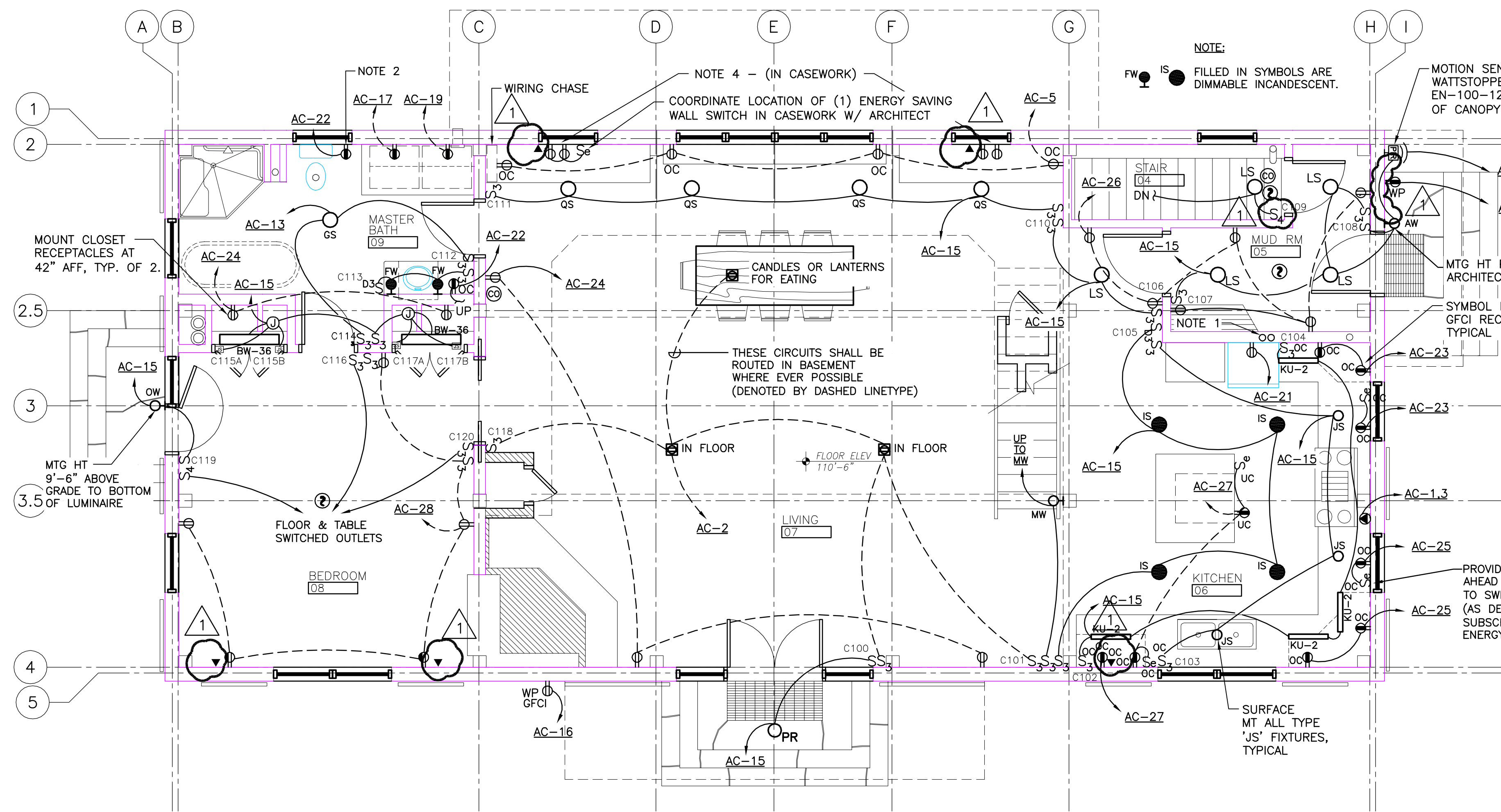
- CONSULTANTS:
CONSTRUCTION MANAGER:
BRUSS CONSTRUCTION INC.
PO BOX 456
BRADFORD, NH 03221
T: 603 938 2069 F: 603 938 2621
- ENVIRONMENTAL/LEED:
PAUL LEVEILLE
S.P.N.F.
54 PORTSMOUTH ST
CONCORD, NH 03301
T: 603 224 9945 F: 603 228 0423
- TIMBERFRAME DESIGN:
PARADIGM BUILDERS
ED LEVIN
5 CROWLEY TERRACE
HANOVER, NH 03755
T: 603 643 2002
- MECHANICAL:
PETERSEN ENGINEERING
PO BOX 4774
PORTSMOUTH, NH 03802
T: 603 436 4233 F: 603 436 4294
- ELECTRICAL:
STANTEC
54 ROUTE 106 PO BOX 29
NO. SPRINGFIELD, VT 05150
T: 802 886 2261 F: 802 886 2260
- LIGHTING & DAYLIGHTING:
J&M ASSOCIATES
JIM STOCKMAN
P.O. BOX 659A 4 WOODLAWN DRIVE
KENNEBUNKPORT, ME
T: 207 967 5223 F: 207 967 5469
- WASTE MANAGEMENT:
CLIVUS NEW ENGLAND
P.O. BOX 127
NORTH ANDOVER, MA 01845
T: 978 794 9400 F: 978 794 9444

- ELECTRICAL WORK NOTES:
1. PROVIDE TWO EMPTY 4" CONDUITS WITH PULLCORD WITHIN THE COMMON WALL FOR ROUTING OF THE DC CABLES FROM THE ROOF-MOUNTED PHOTOVOLTAIC CELLS DOWN TO THE BASEMENT ELECTRICAL ROOM. COORDINATE WITH ARCHITECT FOR EXACT ROUTING.
 2. COORDINATE ON EXACT REQUIREMENT FOR COMPOSTING TOILET CONNECTION TO 120V SOURCE WITH MANUFACTURER'S INSTALLATION INSTRUCTIONS.
 3. ELECTRICAL CONTRACTOR SHALL CAREFULLY PLAN ROUTING OF ALL BRANCH CIRCUITS AND COORDINATE WITH GENERAL CONTRACTOR AND ARCHITECT. ALL WIRING WITHIN STRUCTURE SHALL BE 3/4" EMT CONDUIT.
 4. PROVIDE A MINIMUM OF (4) RECEPTACLES IN CASEWORK - COORDINATE WITH ARCHITECT/OWNER ON EXACT LOCATIONS.
 5. A SATELLITE DISH SHALL BE INSTALLED ON THE ROOF AT GRID LINE 2.5/C. PROVIDE (1) EMPTY 2" CONDUIT WITH PULLCORD WITHIN THE COMMON WALLS FOR ROUTING OF THE COAX CABLE(S) FROM THE ROOF-MOUNTED DISH DOWN TO THE BASEMENT ELECTRICAL ROOM. COORDINATE WITH ARCHITECT FOR EXACT ROUTING.
 6. PROVIDE (2) EMPTY 3/4" CONDUITS WITH PULLCORD WITHIN EACH WALL FROM ATTIC TO THE BASEMENT AT EACH GRID LINE 3/A AND 3/I.
 7. TELEPHONE CONDUIT SHALL BE ROUTED CONCEALED, EXTEND FROM TELEPHONE MOUNTING BACKBOARD IN BASEMENT TO EACH LOCATION SHOWN ON PLAN. PROVIDE 1/2" EMT WITH CAT 3 CABLE OR TYPE AS SPECIFIED BY OWNER.



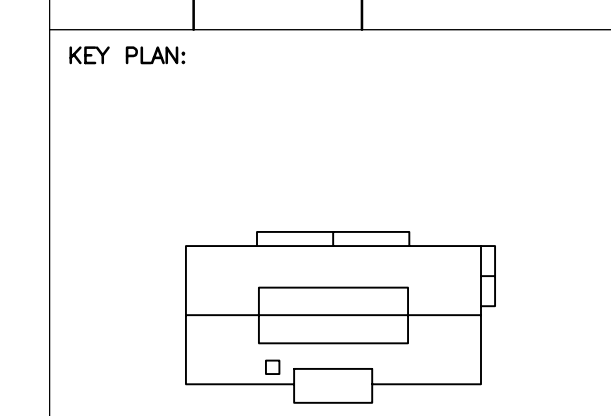
SECOND FLOOR POWER & LIGHTING PLAN
SCALE: 1/4" = 1'-0"

NOTE:
AT CONTRACTOR'S OPTION THE USE OF COMBINATION SMOKE/CARBON MONOXIDE DETECTORS OF APPROVED WIRELESS TECHNOLOGY AS APPROVED BY THE STATE OF NEW HAMPSHIRE/LOCAL FIRE DEPARTMENT MAY BE USED.



FIRST FLOOR POWER & LIGHTING PLAN
SCALE: 1/4" = 1'-0"

REVISION	DATE	COMMENTS
-	-	-
1	8/29/06	ADDENDUM 1



PROJECT:
GREEN WOODLANDS
BARN/HOUSE PROJECT

ISSUED:
CONSTRUCTION DOCUMENTS

DRAWING TITLE:
FIRST AND SECOND FLOOR
POWER & LIGHTING PLANS

PROJECT NO: 570 DATE: 07/31/06
SHEET NUMBER:

E1.02